RSZ Ceramic Fixed Resistor

Outline Drawing

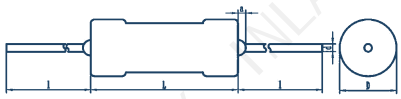

Derating Curve

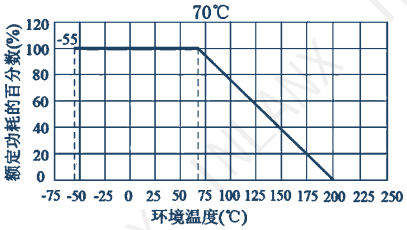



Quality grades J and QB; detail specification Q/RU 26179-2024; general specification GB/T 5729-2003.

Dimensions • mm

Model	L±1	D	d±0.05	l±3	a ref.
RSZ1	9.0	3.5±0.5	0.7	27.0	1.3
RSZ2	16.5	5.5±1.0	0.7	27.0	1.5
RSZ3	19.0	7.0±1.0	0.8	27.0	2.0
RSZ4	22.5	7.0±1.0	0.8	36.0	2.0
RSZ5	32.0	11.5±1.0	0.8	36.0	2.0

Electrical Specifications

Tolerance K±10%, M±20%; TCR: R<100Ω −900±300×10□□/K, R≥100Ω −1200±300×10□□/K.

Model	Power W	Resistance Ω	Max work V	Max overload V	Max pulse kV	Withstand V
RSZ1	0.5	10~100k	200	400	10	500
RSZ2	1, 2	10~100k	300	600	14	500
RSZ3	2	10~100k	400	800	20	700
RSZ4	3	10~100k	500	1000	20	700
RSZ5	2	10~390k	500	1000	20	700

Main Inspection Items

Item	Test method	Requirement
Solder heat resistance	350±10°C, 3.5±0.5s	ΔR≤±(2%R+0.05Ω)
Moisture load	40±2°C, RH90–95%, 1000h; 1.5h on/0.5h off	ΔR≤±(5%R+0.05Ω)
Load life	70±2°C, 1000h; 1.5h on/0.5h off	ΔR≤±(5%R+0.05Ω)
Solvent resistance	Isopropanol or xylene 3min; brush 10 times	Normal appearance; legible markings
TCR	+25/-55°C, +25/+125°C	Meets specification
Overload	Lesser of 2.5× rated voltage or maximum overload voltage, 5s	ΔR≤±(2%R+0.05Ω)

Ordering Information

RSZ3-3W-500Ω-K

Model / rated power / nominal resistance / tolerance: K±10%, M±20%.