RX21 SERIES

Wirewound Resistors

Product features

- Low noise, high accuracy and heat resistance.
- Non-inductive N series available.
- Rated power: 2–30 W; multiple body sizes.



Applications

- For DC or low-frequency AC circuits.
- Non-inductive N series for high-frequency circuits.

Performance parameters

Item	Specification
Resistance tolerance	±1% (F), ±2% (G), ±5% (J)
Rated-power ambient	70°C
Operating temperature	-55–155°C
Temperature coefficient	R ≥10 Ω: ±250 ppm/°C 5 Ω≤R <10 Ω: ±500 ppm/°C R <5 Ω: not specified in source

Power derating curve

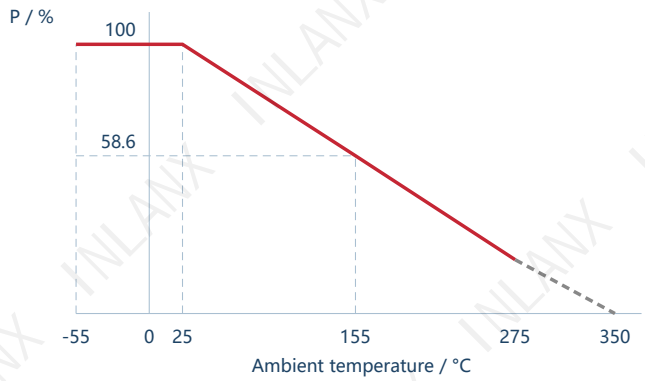

Temperature-rise curve

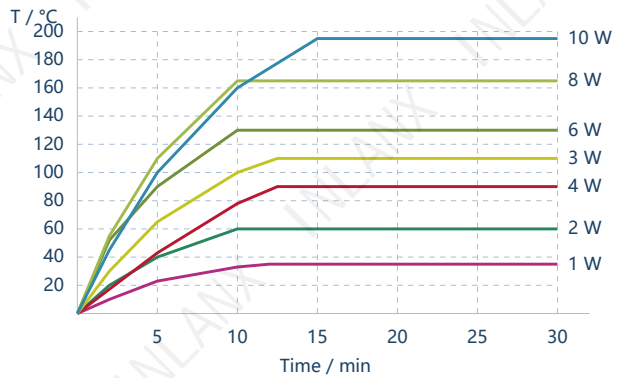

Curves redrawn from the source. Confirm the test and operating conditions.

Overall dimensions

Outline drawing

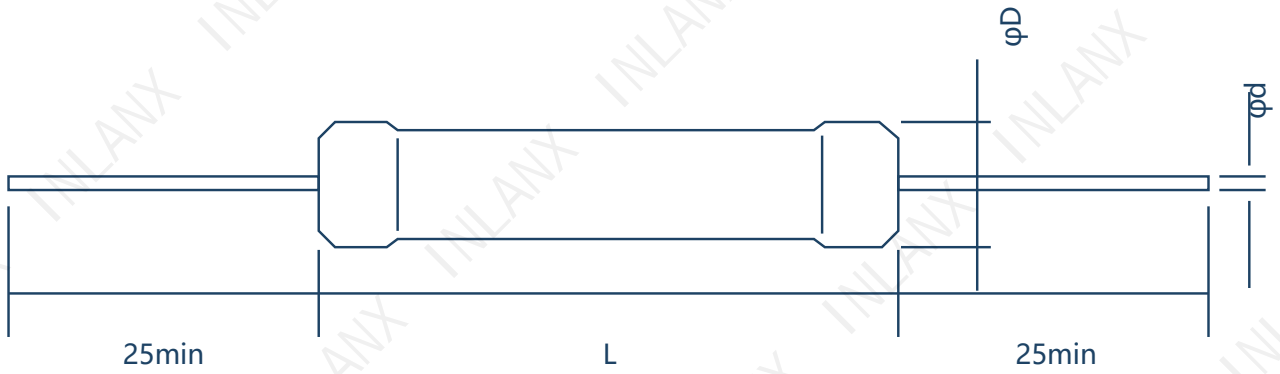

L: body length; φD: body diameter; φd: lead diameter. Lead length: 25 mm minimum at each end.

Product specifications

Rated power (W)	Resistance range (Ω)	L (mm) ±1	φD (mm) ±0.5	φd (mm) ±0.05
2	0.01–3.3k	11	4.5	0.75
3	0.01–4.7k	15	5	0.75
4	0.01–8.2k	17	6	0.75
5	0.01–8.2k	24	7	0.75
6	0.02–12k	24	7	0.75
7	0.03–18k	32	8	0.75
8 / 10	0.03–27k	32	8	1
15	0.04–33k	45	8	1
20	0.04–33k	50	8	1
25 / 30	0.04–33k	60	8	1

Tests and performance requirements

Main test items

Test	Conditions	Requirement	Source reference
Resistance vs. temperature	Lower category: (-55±3)°C; upper category: (+155±2)°C	±250 ppm/°C	GB/T 5729-2003 Clause 4.8
Overload	10× rated power, 5 s	ΔR ≤ ±(1%R + 0.05 Ω)	GB/T 5732-1985 Clause 2.3.4
Temperature rise	Ambient 15–35°C; rated power	≤205°C	GB/T 5729-2003 Clause 4.14
Terminal strength	Pull: 1–6 W: 10 N; 8–12 W: 20 N; 10 s	ΔR ≤ ±(1%R + 0.05 Ω)	GB/T 2423.29-1999
Solderability*	10–500 Hz; 0.75 mm or 98 m/s²; 6 h	Uniform wetting; free flow	GB/T 2423.28-2005
Rapid temperature change*	Bath (235±5)°C; immersion (2±0.5) s	ΔR ≤ ±(1%R + 0.05 Ω)	GB/T 2423.22-2002
Shock	490 m/s²; 11 ms; half sine	ΔR ≤ ±(1%R + 0.05 Ω)	GB/T 2423.05-1995
Vibration*	-55 to +155°C; 5 cycles	ΔR ≤ ±(1%R + 0.05 Ω)	GB/T 2423.10-2008
Room-temperature endurance	Ambient 15–35°C; rated power; 1000 h	ΔR ≤ ±(5%R + 0.1 Ω)	GB/T 5729-2003 Clause 4.25
Accidental overload (flame resistance)	5×, 10×, 16× rated power; 5 min or until open circuit	No open flame or burning	SJ 3272-1990 Clause 4.2.2

Source data verification notes

* The source may misalign solderability, rapid-temperature-change and vibration names, conditions and references. Entries are retained pending confirmation before acceptance testing.

Rated-power ambient is 70°C, while the derating knee is 25°C; confirmation is required.

TCR depends on resistance (±250, ±500 ppm/°C or unspecified); the test table lists ±250 ppm/°C. Confirm the applicable resistance range.

Ordering guide

RX21 - 10 W - 10 Ω - ±5% - 1000 pcs

Model / Rated power / Nominal resistance / Resistance tolerance / Quantity