RXG24A High-power High-voltage Wirewound Resistor

Outline Drawing

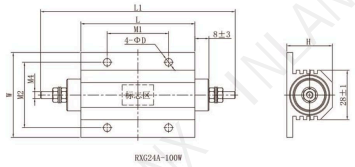

Derating Curve

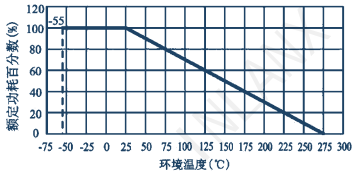



Quality grades QB, J; detail specification Q/RU 513-2019; general specification GB/T 5729-2003.

Dimensions • mm

Model / Power	L±2	L1±1	W±2	H	M1	M2	ΦD
RXG24A-100W	65	111	48	26 +2/-2	35±0.5	37±0.5	4.4±0.4
RXG24A-200W	90	146	73	45 +2/-2	70±0.5	59±0.5	6.6±0.5
RXG24A-300W	128	184	73	45 +2/-2	104±0.5	59±0.5	6.6±0.5
RXG24A-300WT1	128	178	73	45±0.2	104±0.5	61±0.5	5.5±0.1
RXG24A-500W	200	256	73	45 +2/-2	174±1	59±0.5	6.6±0.5

Electrical Specifications

Model / Power	Resistance Ω	Temp. °C	Tolerance
RXG24A-100W	0.5~1k	-55~275	±5%, ±10%
RXG24A-200W	0.5~1k	-55~275	±5%, ±10%
RXG24A-300W	1~2k	-55~275	±5%, ±10%
RXG24A-300WT1	1~2k	-55~275	±5%, ±10%
RXG24A-500W	1~2k	-55~275	±5%, ±10%

Main Inspection Items

Item	Test method	Requirement
Terminal strength	40N, 10s	No damage; ΔR≤±(1%R+0.05Ω)
Temperature cycling	-55 to 275°C, 3 cycles	No damage; ΔR≤±(3%R+0.05Ω)
Vibration	10–500Hz, 0.35mm or 50m/s², 23min	No damage; ΔR≤±(2%R+0.05Ω)
Insulation resistance	500VDC	Ri≥100MΩ
Dielectric withstand	100W: 7000VAC; 200–500W: 9000VAC, 1min	No breakdown or arcing
Damp heat	40±2°C, RH90–95%, 48h	No damage; ΔR≤±(1%R+0.05Ω)
Endurance	25±10°C, UR, 1000h	No damage; ΔR≤±(10%R+0.5Ω)

RXG24A High-power High-voltage Wirewound Resistor

Multi-view Outline • mm

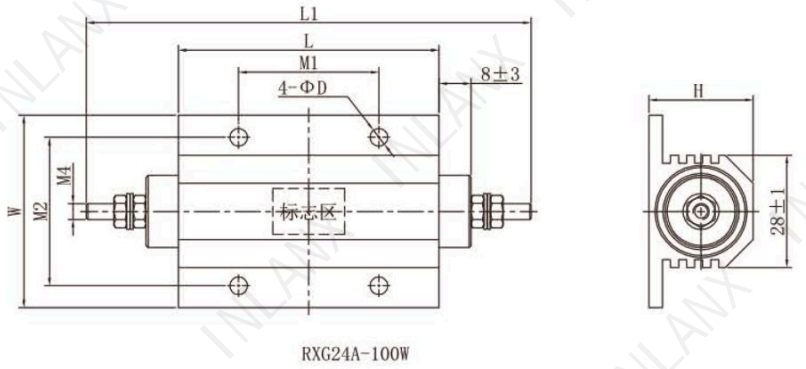

RXG24A-100W

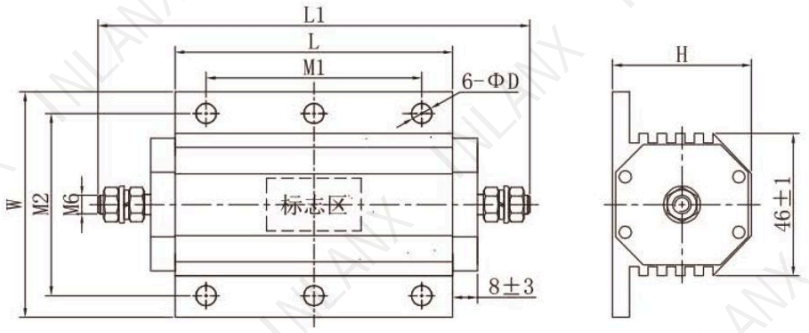

RXG24A-200W～500W

Chassis / Radiator Area Derating Curve

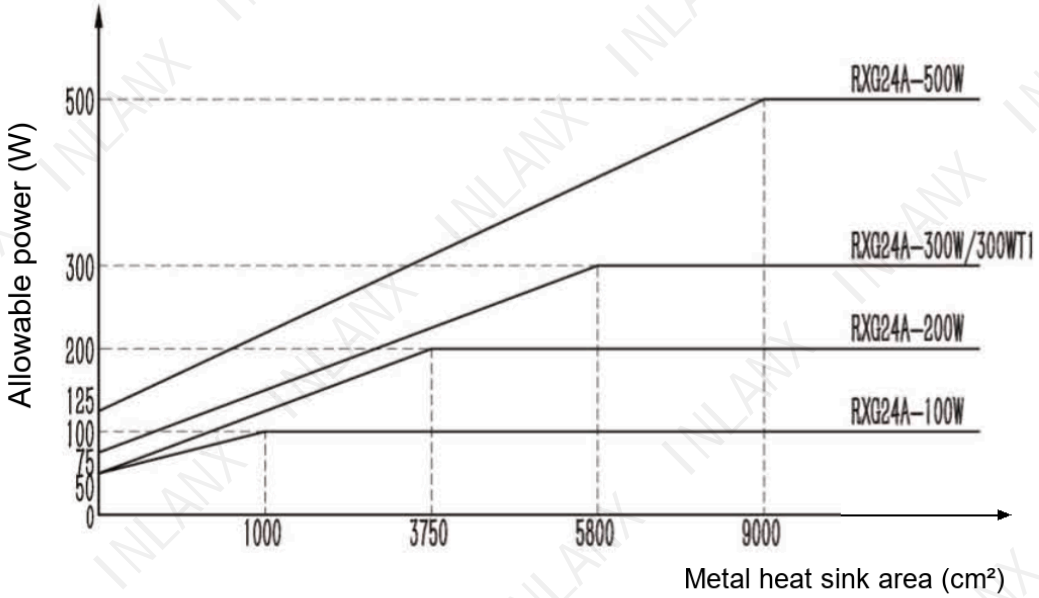

Ordering Information

RXG24A-100W-5Ω-J

Model / rated power / nominal resistance / tolerance J±5%, K±10%.